






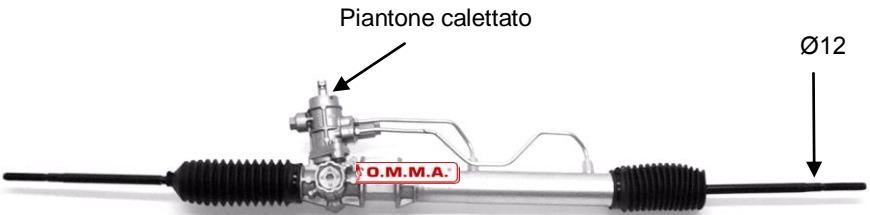
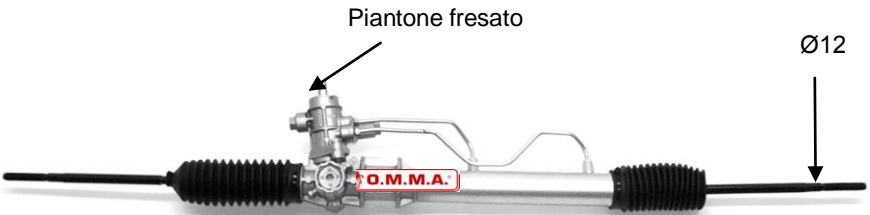

 <p>34 003 743</p>	<p>240</p> <p>RIF. OMMA Z 350</p>
 <p>34002205</p>	<p>244 Dal '77 a '87</p> <p>CON REGISTRO PRESSIONE</p> <p>RIF. OMMA Z 351</p>
 <p>34 004 827</p>	<p>245 POLAR</p> <p>RIF. OMMA Z 352</p>
 <p>34 006 241</p>	<p>440 460 480</p> <p>RIF. OMMA Z 356</p>
 <p>34 009 643</p>	<p>440 460 480</p> <p>RIF. OMMA Z 357</p>

 <p>34003799 – 9127308 – 500 3604 – 500 3682 – 3516940</p>	<p>740 } Da '85 a 760 } '94</p> <p>LARGHEZZA 1250mm</p> <p>RIF. OMMA Z 353</p>
 <p>34 010 733 – 34009799 34010753LH</p>	<p>850 Da '92</p> <p>LARGHEZZA 1120 mm</p> <p>RIF. OMMA Z 355</p>
 <p>34005973 - 34009667 - 1387500</p>	<p>940 } Da '90 a 960 } '94</p> <p>LARGHEZZA 1250mm</p> <p>RIF. OMMA Z 354</p>
 <p>30858493 SMI 040CLHD - 6900000064</p>	<p>S 40 V 40</p> <p>LARGHEZZA 1180mm FABBR. SMI</p> <p>RIF. OMMA Z 359</p>
 <p>882858 T 00221860 V72142 6900000104 – 30884299</p>	<p>S 40 V 40</p> <p>LARGHEZZA 1180mm FABBR. SMI</p> <p>RIF. OMMA Z 363</p>

 <p>O.M.M.A.</p>	<p>V 40 4x4</p> <p>LARGHEZZA FABBR.</p> <p>RIF. OMMA Z ***</p>
 <p>3524290</p>	<p>V 70 CON SERVOTRONIC</p> <p>LARGHEZZA 1225mm FABBR. SMI</p> <p>RIF. OMMA Z 362</p>
 <p>O.M.M.A.</p> <p>Ø14</p> <p>030 656 - 9461275 - 6800275 9169210 - T00117614 - 700067477</p>	<p>S 70 da '97>'00 V 70 C 70</p> <p>LARGHEZZA 1225mm FABBR. SMI</p> <p>RIF. OMMA Z 360</p>
 <p>O.M.M.A.</p> <p>Ø14</p> <p>6820000015 - 9209982 - 352 4381</p>	<p>V 70 S 80 V 80</p> <p>LARGHEZZA 1115mm FABBR. SMI</p> <p>RIF. OMMA Z 361</p>
<p>Tre tacche perno 61mm</p>	<p>V 70 (2003)</p> <p>LARGHEZZA 1090mm FABBR.</p> <p>RIF. OMMA Z 364</p>

<p style="text-align: center;"></p> <p style="text-align: center;">P8684269 – T22040 4010 443 7852 974 837</p>	<p>XC 90 XC 70</p> <p style="text-align: right;">RIF. OMMA Z 365 RIF. OMMA Z 365 A C /SERVOTRONIC</p>