






<p>4854551AC - 4854551AE - P04854551AC - P04854551AE</p>	<p>300 C (LX) 09/04-11/12</p> <p>LUNGHEZZA 1275 mm FABBR. TRW</p> <p>RIF. OMMA CY 312</p>
<p>5096644AA - 1704601100</p>	<p>CROSSFIRE 3.2 160KW SRT6 246KW 09/04-12/07</p> <p>A SETTORE</p> <p>RIF. OMMA CY 311</p>
<p>Valvola Elettronica</p> <p>O.M.M.A.</p> <p>04626893 - TGNR 34542867</p>	<p>NEON (PL) 05.94-02.00</p> <p>LARGHEZZA 1200mm</p> <p>RIF. OMMA CY 306</p>
	<p>NEON II 08.99-12.06</p> <p>LARGHEZZA 1190mm</p> <p>RIF. OMMA CY</p>
<p>O.M.M.A.</p> <p>P 04656458AC – TQ2NR1240C0140</p>	<p>PT CRUISER (PT) 06.00-12.10</p> <p>LARGHEZZA 1190mm</p> <p>RIF. OMMA CY 309 RIF. OMMA CY 309 A C/SERVOTRONIC</p>

 <p>P04626977 - 4764399AB</p>	<p>STRATUS (JA) 12.95-04.01</p> <p>LUNGHEZZA 1220 mm</p> <p>RIF. OMMA CY 304</p>
	<p>VISION 09.93-12.97</p> <p>RIF. OMMA CY 305</p>
 <p>902 4A25 GA7</p>	<p>VOYAGER I (AS) 08.84-09.90</p> <p>LARGHEZZA 1200mm</p> <p>RIF. OMMA CY 301</p>
 <p>907 4G28 GA6 - 907 4611 GB5 - 907 4H07 GA6 - 907 3H14 GC8 907 4D20 GC10</p>	<p>VOYAGER II (ES) 09.90-09.95 2.5TD</p> <p>LARGHEZZA 1250mm</p> <p>RIF OMMA CY 302</p>
 <p>P04743430 / 860</p>	<p>VOYAGER III (GS) 01.95-03.01</p> <p>LARGHEZZA 1315mm</p> <p>RIF. OMMA CY 303</p>



P 04743860 AB/AC

VOYAGER III (GS) 01.95-03.01

LARGHEZZA 1315mm

**RIF. OMMA CY 308
INTERC. CY 303**

P 04743910 ADA/ACA

**VOYAGER IV (RG, RS) 02.00-12.08
2.5 CRD**

LARGHEZZA 1280mm

RIF. OMMA CY 307

P 04766416 ACB - ADA

**VOYAGER IV (RG, RS) 02.00-12.08
2.5 CRD anno 2005**

LARGHEZZA

RIF. OMMA CY 310

IMMAGINE NON DISPONIBILE

GRAND VOYAGER V (RT) 10.07-**RIF. OMMA**