


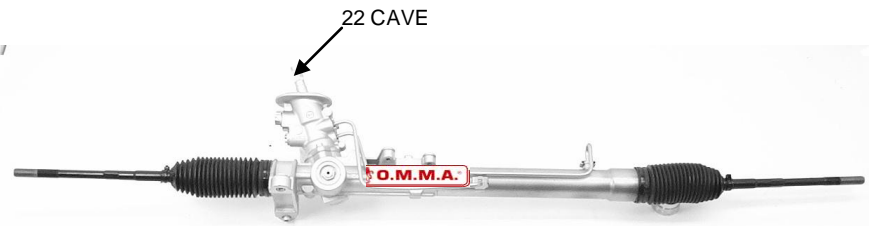

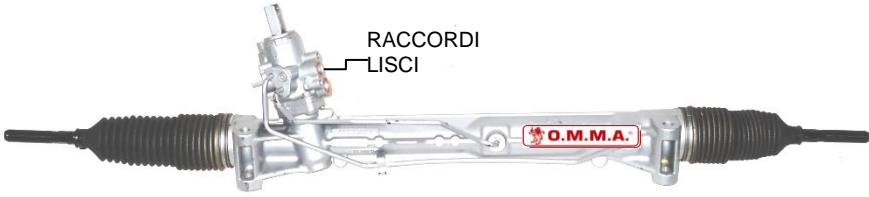
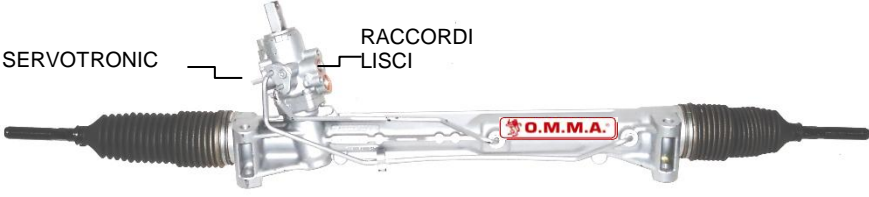





	<p><b>AUDI 80/90 Fino a '92</b> <b>VW PASSAT I°serie</b></p> <p>FABBR. ZF 7881 955 133 7881 955 118</p> <p><b>RIF. OMMA K 304</b></p>
 <p>811 422 065F</p> <p>8A1 422 065A - 7881 955 309 - 7881 955 320 /321</p>	<p><b>AUDI 80/90 Da '92-</b></p> <p>FABBR. ZF</p> <p><b>RIF. OMMA K 312</b></p>
 <p>7847 955 110/ 112</p>	<p><b>AUDI 100/200 I°s fino a '80</b></p> <p>FABBR. ZF</p> <p><b>RIF. OMMA K 306</b></p>
 <p>7847 955 208</p>	<p><b>AUDI 100/200 II°s da '80 - '86</b></p> <p>FABBR. ZF</p> <p><b>RIF. OMMA K 307</b></p>
 <p>7847 955 229 - 7847 955 238 - 7847 955 248</p>	<p><b>AUDI 100/200 III°s da '86</b></p> <p>FABBR. ZF</p> <p><b>RIF. OMMA K 308</b></p>






 <p>SENZA SENSORE</p> <p><b>O.M.M.A.</b></p> <p>6R1423055MX/F/FX</p>	<p><b>A1 (8X1) 05.10-</b></p> <p>FABBR. TRW</p> <p>Dimensioni filettatura Giunto assiale M14x1,5 Filett. esterno M12x1,5 mm</p> <p><b>RIF. OMMA K 336</b></p>
 <p><b>O.M.M.A.</b></p> <p>023 0080 050 001 - 6Q1 423 055E - 6214230558 1 Lamella: sensore DAV France- Cod. 6Q1423 291 2 Lamelle: Sensore HELLA - Cod. 6PD 008 847 00 - 6Q0 423 445 - 6Q1423062F</p>	<p><b>A2 (8Z0) 02.00-08.05</b></p> <p>LARGHEZZA 1210mm FABBR. TRW PRED. SERVOTRONIC</p> <p><b>RIF. OMMA K 317</b> (1 lamella) <b>RIF. OMMA K 317 A</b> (2 lamelle)</p>
 <p><b>O.M.M.A.</b></p> <p>023 0080 053 001</p>	<p><b>A2 (8Z0) 02.00-08.05</b></p> <p>LARGHEZZA 1210mm FABBR. TRW</p> <p><b>RIF. OMMA K 324</b></p>
 <p>22 CAVE</p> <p><b>O.M.M.A.</b></p> <p>1J1 422 105/ 061S 7891 974 103/105</p>	<p><b>A3 (8L1) 09.96-05.03</b></p> <p>LARGHEZZA 1260mm FABBR. ZF</p> <p><b>RIF. OMMA SV 324</b></p>
 <p><b>O.M.M.A.</b></p> <p>1J1 422 105/ 061S</p>	<p><b>A3 (8L1) 09.96-05.03</b> 1.9TDI</p> <p>LARGHEZZA 1300mm FABBR. ZF</p> <p><b>RIF. OMMA SV 331</b></p>

 <p>3517080500</p> <p>7691 974 141</p>	<p><b>A3 (8L1) 09.96-05.03</b></p> <p>FABBR. ZF SENZA TIRANTI</p> <p>RIF. OMMA K 309 = SV 325</p>
 <p>1K1 423 051AG - 1K1 4230 51AJ - 1K1 423 051AM 1K1 423 051 - 1K1423 051BE - 1K1 423 051AS</p> <p><b>NON PIU' FORNIBILE, OCCORRE SOSTITUIRLA CON UNA SV 402 ED EVENTUALMENTE ACQUISTARE IL CABLAGGIO 1K1 971 111 AJ</b></p>	<p><b>A3 (8P1) 05.03-08.12 A3 SPORTBACK (8PA) 09.04-08.12</b></p> <p><b>GENERATION 1/2</b></p> <p>FABBR. ZF</p> <p>RIF. OMMA SV 401</p>
 <p>1K1 423 051 ED - 1K1 423 051 ER - 1K1 423 055 G - 1K1 423 055 GX - 1K1 423 055 K 1K1 423 055 KX - 1K1 423 055 M - 1K1 423 055 MX - 3C1 423 051 J</p>	<p><b>A3 (8P1) 05.03-08.12 A3 SPORTBACK (8PA) 09.04-08.12 A3 CABRIOLET (8P7) 04.08-08.12</b></p> <p><b>GENERATION 3</b> INTERCambiabile con SV 401 se montata con cablaggio</p> <p>FABBR. ZF 1K1 971 111 AJ</p> <p>RIF. OMMA SV 402</p>
 <p>8D1 422 065R – 8D1 422 052B – 8D1 422 072A/ 66F 7852 974 326/ 328/ 688 - 7852 974 358</p>	<p><b>A4 (8D) 11.94-09.01</b></p> <p>FABBR. ZF</p> <p>LARGHEZZA 1025mm</p> <p>RIF. OMMA K 310</p>
 <p>8D 1422 065J</p>	<p><b>A4 (8D) 11.94-09.01</b></p> <p>FABBR. KOYO</p> <p>LARGHEZZA 1025mm</p> <p>RIF. OMMA K 314</p>

 <p>8D1 422 071C/ F – 8D1 442 071K 7852 974 462/ 424 /277</p>	<p><b>A4 (8D) 11.94-09.01</b></p> <p>C/AMMORTIZZATORE FABBR. ZF</p> <p><b>RIF. OMMA K 319</b></p>
 <p>8E1 422 052B/ D/ F/ G/ H/ N/ R/ S 8E1 422 053A/ B/ C/ K/ MX 8E1 422 065L/ M - 8E1 422 066P/ Q/ F - 7852 393 311 FUSIONE 7852 501 765</p>	<p><b>A4 (8E) 11.00-12.04</b></p> <p>LARGHEZZA 1040mm FABBR. ZF</p> <p><b>RIF. OMMA K 322</b></p>
 <p>670 0000 269 - 8E1 422 066 F/ M/ P/ T 8E1 422 065D - 8E1 422 056D</p>	<p><b>A4 (8E) 11.00-12.04</b> <b>A4 Avant (8E5, B6) 04.01-12.04</b> <b>A4 Cabriolet (8H7, 8HE) 04.02-03.09</b></p> <p>LARGHEZZA 1035mm FABBR. KOYO – ZF</p> <p><b>RIF. OMMA K 326 = K 322</b></p>
 <p>7852 974 656 - 7852 974 719 - 7852 974 723</p>	<p><b>A4 (8E) 11.00-12.04</b> <b>A4 Avant (8E5, B6) 04.01-12.04</b> <b>A4 Cabriolet (8H7, 8HE) 04.02-03.09</b></p> <p>LARGHEZZA 1035mm FABBR. ZF</p> <p><b>RIF. OMMA K 327</b></p>
 <p>8E1 422 066 F/M/T - 8E1 422 065D – 8E1 422 056D</p> <p>FINALE P è CON SERVOTRONIC</p>	<p><b>A4 (8EC, B7) 11.04-06.08</b> <b>A4 AVANT (8ED, B7) 11.04-06.08</b></p> <p>LARGHEZZA 1035mm FABBR. KOYO – ZF</p> <p><b>RIF. OMMA K 326 = K 322</b></p>

	<p><b>A4 (8K2, B8) 11.08- A4 AVANT (8K5, B8) 11.07-</b></p> <p>FABBR. ZF</p> <p><b>RIF. OMMA K 334</b></p>
	<p><b>A4 (8K2, B8) 11.08- A4 AVANT (8K5, B8) 11.07-</b></p> <p>FABBR. ZF CON SERVOTRONIC</p> <p><b>RIF. OMMA K 334 A</b></p>
	<p><b>A5 (8T3) 06.07-</b></p> <p>FABBR. ZF</p> <p><b>RIF. OMMA K 334</b></p>
	<p><b>A5 (8T3) 06.07-</b></p> <p>FABBR. ZF CON SERVOTRONIC</p> <p><b>RIF. OMMAK 334 A</b></p>
 <p>4A1 422 065AL - 7847 955 229 - 7847 955 238 - 7847 955 248</p>	<p><b>A6 (4A, C4) 06.94-10.97 A6 AVANT (4A,C4) 06.94-12.97</b></p> <p>FABBR. ZF</p> <p><b>RIF. OMMA K 311 C/SERVOTRONIC Rif. OMMA K 311 A</b></p>

 <p>4B1 422 065S – 4B1 422 066D – 4B1 422 066F 7852 974 390/ 420 - 7852 974 398</p>	<p><b>A6 (4B, C5) 01.97-01.05</b> <b>A6 AVANT (4B,C5) 11.97-01.05</b></p> <p>FABBR. ZF</p> <p><b>RIF. OMMA K 316</b> <b>= K 318</b></p>
 <p>4B1 422 066E</p>	<p><b>A6 (4B, C5) 01.97-01.05</b> <b>A6 AVANT (4B,C5) 11.97-01.05</b></p> <p>FABBR. KOYO</p> <p><b>RIF. OMMA K 318</b> <b>= K 316</b></p>
 <p>4B1 422 065R 4B1 422 052A – 052 AX</p>	<p><b>A6 (4B, C5) 01.97-01.05</b> <b>A6 AVANT (4B,C5) 11.97-01.05</b></p> <p>FABBR. KOYO C/AMMORTIZZATORE</p> <p><b>RIF. OMMA K 323</b> <b>= K 325</b></p>
 <p>4B1 422 065R - 030658</p>	<p><b>A6 (4B, C5) 01.97-01.05</b> <b>A6 AVANT (4B,C5) 11.97-01.05</b></p> <p>LARGHEZZA 1070mm FABBR. ZF CON AMMORTIZZATORE</p> <p><b>RIF. OMMA K 325</b> <b>=K 323</b></p>
 <p>SERVOTRONIC QUADRATO</p> <p>4B1 422 066C - 7852993 196</p>	<p><b>A6 (4B, C5) 01.97-01.05</b> <b>A6 AVANT (4B,C5) 11.97-01.05</b></p> <p>C/SERVOTRONIC</p> <p>FABBR. ZF</p> <p><b>RIF. OMMA K 328</b></p>

 <p>SERVOTRONIC ROTONDO</p> <p>4F1422053A/AX – 4F1422066A – 4F1422052R/RX</p>	<p><b>A6 (4F2, C6) 05.04-03.11</b> <b>A6 AVANT (4F5, C6) 03.05-08.11</b></p> <p>FABBR. ZF LARGHEZZA 1085 mm C/SERVOTRONIC</p> <p><b>RIF. OMMA K 332 A</b></p>
 <p>7852 991 125 - 7852 993 188</p>	<p><b>A8 (4D) 03.94-12.02</b></p> <p>FABBR. ZF</p> <p>CON SERVOTRONIC E AMMORTIZZATORE</p> <p><b>RIF. OMMA K 321</b></p>
 <p>4E1 422 065C / M</p>	<p><b>A8 (4E) 10.02-07.10</b></p> <p>FABBR. ZF</p> <p>C/SERVOTRONIC</p> <p><b>RIF. OMMA K 329</b></p>
 <p>SERVOTRONIC</p> <p>4H1 422 065E</p>	<p><b>A8 (4H) 11.09-</b></p> <p>FABBR. ZF</p> <p>C/SERVOTRONIC</p> <p><b>RIF. OMMA K ****</b></p>
	<p><b>Q5 (8R) 11.08-</b></p> <p>CON SERVOTRONIC FABBR. ZF</p> <p><b>RIF. OMMA K</b></p>

 <p>7L5422061H/M/MX/P/PX - 7L6422062A/G/AXL/S</p>	<p><b>Q7 (4L) da 03/06-</b></p> <p>FABBR. ZF FABBR. ZF 7852501898/785297481 7852991194/219/264/294</p> <p><b>RIF. OMMA K 335</b></p>
<p>SERVOTRONIC</p>  <p>7L6422055P - 7L8422055AD</p>	<p><b>Q7 (4L) da 03/06- C/SERVOTRONIC</b></p> <p>FABBR. ZF 7852 991 326</p> <p><b>RIF. OMMA K 335 A</b></p>
 <p>7891 974 129</p> <p style="text-align: right;">Ø16 ↓</p>	<p><b>TT (8N3) 10.98-06.06 TT ROADSTER (8N9) 10.99-06.06</b></p> <p>LARGHEZZA 1290mm FABBR. ZF</p> <p><b>RIF. OMMA K 315</b></p>
 <p>8J1 423 055 C/CX - 7805 955 125</p>	<p><b>TT (8J3) 08.06- TT ROADSTER (8J9) 03.07-</b></p> <p>SETTAGGIO CENTRALINA ELETTRONICA DIFFERENTE DA SV 401!</p> <p><b>RIF. OMMA K 401</b></p>