






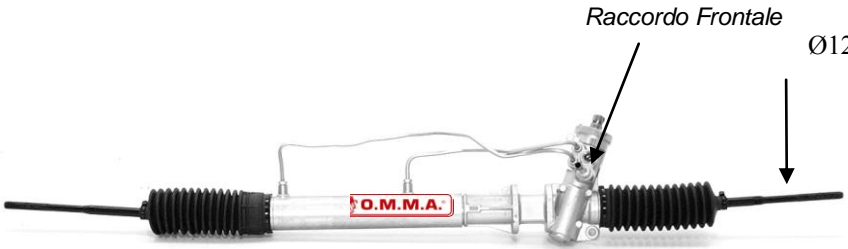
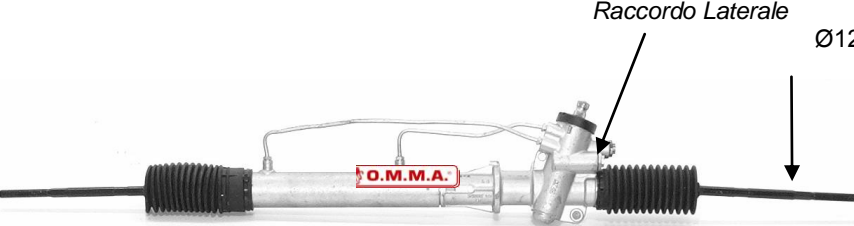
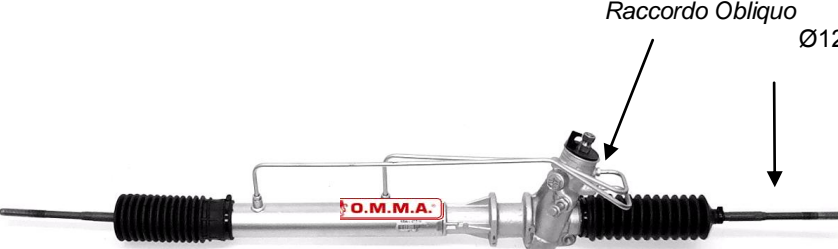



<p style="text-align: center;"><i>SILENTBLOCK H.45mm</i></p>  <p style="text-align: center;">34011 429 C LH4 49001 BN701 - 49001BN010</p>	<p>ALMERA TINO (V10) da '00></p> <p>LARGHEZZA 1190mm FABBR. TRW</p> <p style="text-align: right;">RIF. OMMA ZN 319</p>
<p style="text-align: center;"><i>SILENTBLOCK H.37mm</i></p>  <p style="text-align: center;">34011 429 C LH4 49001 BN701 - 49001BN010</p>	<p>ALMERA II (N16) da '00></p> <p>LARGHEZZA 1190mm FABBR. TRW</p> <p style="text-align: right;">RIF. OMMA ZN 319 A</p>
 <p style="text-align: center;">6820000002 770 0302 173 – 7700 308 864</p>	<p>INTERSTAR 07.02></p> <p>FABBR. SMI</p> <p style="text-align: right;">RIF. OMMA A 384</p>
 <p style="text-align: center;">49001115 TAS 30604 - 502214 990303 49200 06300</p>	<p>ECO T135 (80 Q.li)</p> <p>FABBR. TRW</p> <p style="text-align: right;">RIF. OMMA ZN 314</p>
 <p style="text-align: center;">31G00</p>	<p>KING CAB</p> <p>FABBR. ZF</p> <p style="text-align: right;">RIF. OMMA ZN 312</p>

	<p>L 50</p> <p>FABBR. TRW SPAGNA ZF</p> <p>RIF. OMMA ZN 309</p>
	<p>MAXIA 3.0 V6 del 2000></p> <p>LARGHEZZA 1225mm</p> <p>RIF. OMMA ZN ***</p>
 <p>34 009 933 490011 F705 - 490015 F200 - 490016 F601 - 490016 F610</p>	<p>MICRA (K10)</p> <p>LARGHEZZA 1120mm FABBR. TRW</p> <p>RIF. OMMA ZN 301</p>
 <p>3401278</p>	<p>MICRA (K12) <i>SCATOLA GUIDA MECCANICA</i></p> <p>FABBR. TRW LARGHEZZA 1240mm</p> <p>RIF. OMMA ZN 317</p>
 <p>3401278</p>	<p>MICRA (K12) <i>SCATOLA GUIDA MECCANICA</i></p> <p>FABBR. TRW LARGHEZZA 1020mm</p> <p>RIF. OMMA ZN 317 A</p>

 <p style="text-align: center;">* Distanza fra centro foro e centro foro è 100 mm</p>	<p>NAVARA</p> <p>FABBR. KOYO (0770) - T 00 F224</p> <p style="text-align: right;">RIF. OMMA ZN 316</p>
 <p style="text-align: center;">8055 100 127</p>	<p>PATROL</p> <p>SPAGNOLA FABBR. TRW</p> <p style="text-align: right;">RIF. OMMA ZN 304</p>
	<p>PATROL GR</p> <p>GIAPPONESE</p> <p style="text-align: right;">RIF. OMMA ZN 303</p>
 <p style="text-align: center;">CORPO Y99I22 103 PIANTONE 122C075 ØV7DA 9901 REGISTRO 132 C04300 ØV10DA</p>	<p>PATROL UT</p> <p>FABBR. KOYO</p> <p style="text-align: right;">RIF. OMMA ZN 315</p>
 <p style="text-align: center;">8200288748 – 8200412971 – 4414764 - 4408463</p>	<p>PRIMASTAR da '2001> VIVARO da 2001> TRAFIC II serie da '2001></p> <p>FABBR. SMI</p> <p style="text-align: right;">RIF. OMMA A 393</p>

 <p><i>Raccordo Frontale</i> Ø12</p> <p>O.M.M.A.</p> <p>34 007 709 LH</p>	<p>PRIMERA</p> <p>LARGHEZZA 1190mm FABBR. TRW</p> <p>RIF. OMMA ZN 302</p>
 <p><i>Raccordo Laterale</i> Ø12</p> <p>O.M.M.A.</p> <p>34 006 163 LH</p>	<p>PRIMERA 1.6 Bz da '95 PRIMERA 2.0 Bz da '93</p> <p>LARGHEZZA 1160mm FABBR. TRW</p> <p>RIF. OMMA ZN 305</p>
 <p><i>Raccordo Obliquo</i> Ø12</p> <p>O.M.M.A.</p> <p>34 010 649 49001-2F910</p>	<p>PRIMERA 2.0ie (P11) Da '97 a '00</p> <p>LARGHEZZA 1190mm FABBR. TRW</p> <p>RIF. OMMA ZN 313</p>
<p>O.M.M.A.</p> <p>340 124 93 LH 49001-AV610</p>	<p>PRIMERA (P12) - anno 2002</p> <p>FABBR. TRW LARGHEZZA 1200mm</p> <p>RIF. OMMA ZN 318</p>
 <p>Ø12</p> <p>O.M.M.A.</p> <p>34 008 645 49000-9C102</p>	<p>SERENA</p> <p>LARGHEZZA 1280mm FABBR. TRW</p> <p>RIF. OMMA ZN 307</p>

 <p style="text-align: center;">49001 9C500 - 49001 9C503 34 008 645F</p> <p style="text-align: right;">Ø12</p>	<p>SERENA 1.6</p> <p>LARGHEZZA 1280mm FABBR. TRW</p> <p style="text-align: right;">RIF. OMMA ZN 306</p>
 <p style="text-align: center;">8054 974 603</p>	<p>TERRANO</p> <p>FABBR. ZF</p> <p style="text-align: right;">RIF. OMMA ZN 311</p>
 <p style="text-align: center;">8054 974 209 8074 974 603</p>	<p>TERRANO 2</p> <p>FABBR. ZF</p> <p style="text-align: right;">RIF. OMMA ZN 308</p>
 <p style="text-align: center;">55002 3C7</p>	<p>TRADE 100</p> <p>FABBR. TRW</p> <p style="text-align: right;">RIF. OMMA ZN 310</p>
 <p style="text-align: center;">49001 9C500 - 49001 9C503 34 008 645F</p> <p style="text-align: right;">Ø12</p>	<p>VANETTE</p> <p>LARGHEZZA 1280mm FABBR. TRW</p> <p style="text-align: right;">RIF. OMMA ZN 306</p>
